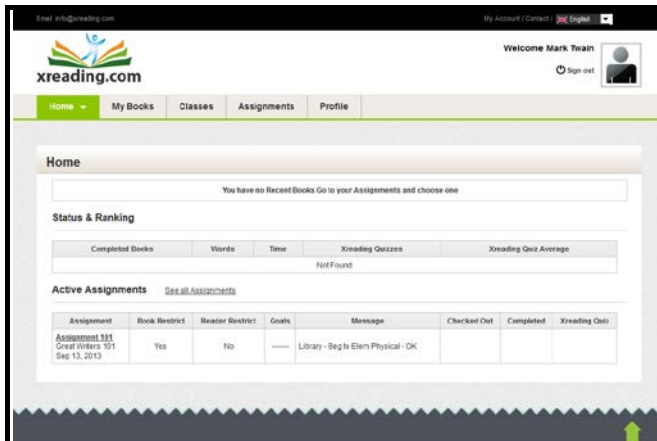
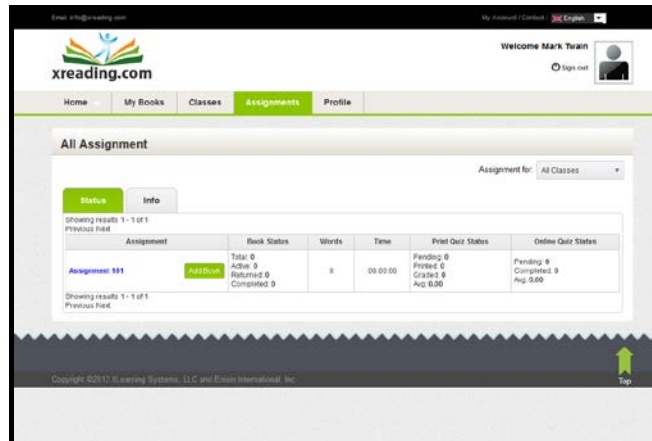


Xreading VL: Tutorial for Students

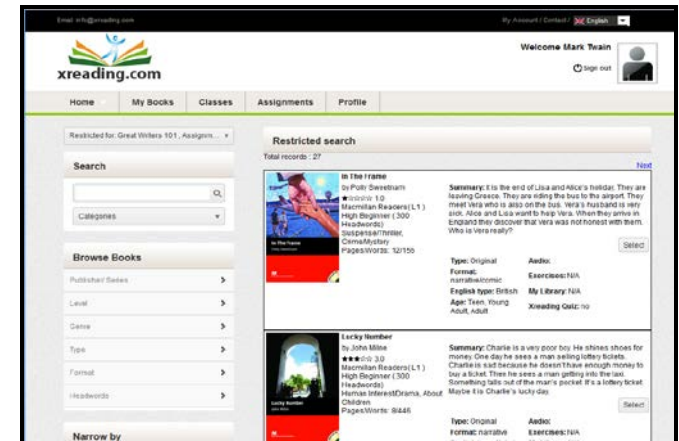
The following is a tutorial for students for Xreading VL. It shows how to add (check out) books to an assignment and take online quizzes. If you don't have an active assignment, you will not be able to check out a book.



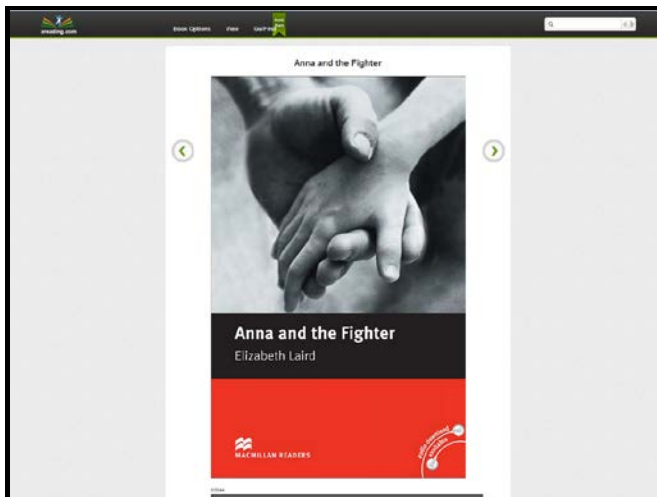
When you login, you will be brought to the *Home* page. Normally, you would see your most recent books, but because this is your first time to login, you should go to the *Assignments* tab to add your first book.



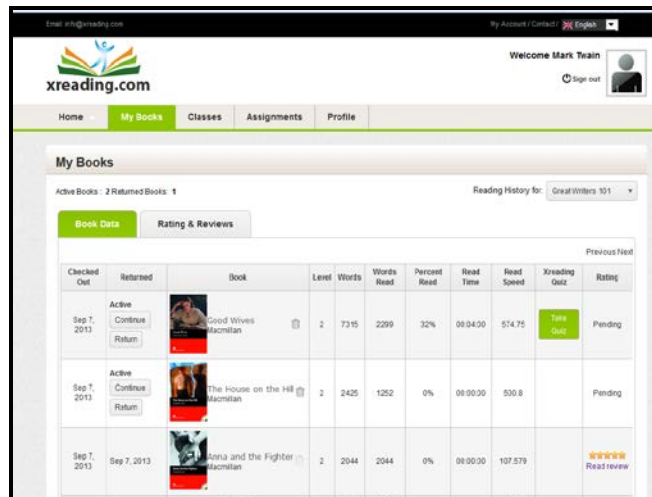
Press the *Add Book* button.



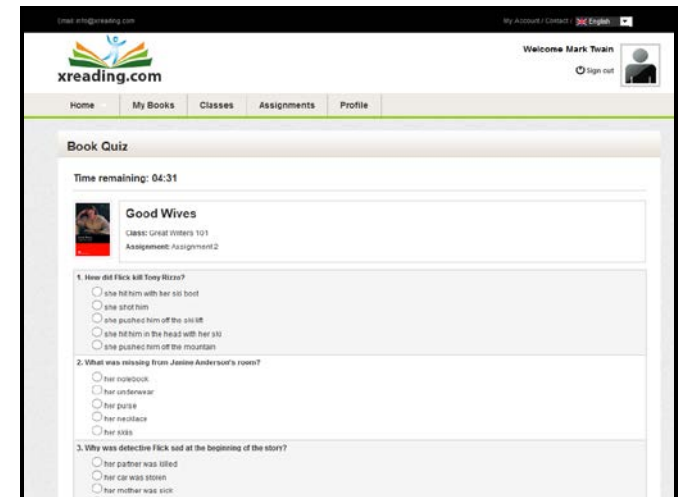
Search through the library to find the book you want to read. If you press the *Select* button, you can get more information about that book.



Now you can start reading the book. To modify the appearance of the book, go to the *View* tab. To close the book, go to the *Book Options* tab and select *Close Book*.



If your teacher has assigned online quizzes, you can find them by going to *My Books* page and pressing the *Take Quiz* button.



When you take the quiz, be aware that there is a time limit.